

OUTGRAZE 35 L 900 MM

Insulation class	Class III
Beam angle	19°
Mounting	Ceiling surface, Wall surface
Lamps description	Power Led: 23W - 1950 lm ≠ *FIXT 1448 lm - 3000K/CRI 80 - 48V (*FIXT lm = Medium Optic)
Environment	Indoor, Outdoor
Notes	We recommend using a connection system with a degree of protection greater than or equal to the degree of protection of the luminaire.

Technical description

Central body in extruded aluminum, end cap in die-cast aluminum. Optics made with constant pitch between the lenses to offer a homogeneous luminous flux even in case of multiple lamps installed in a continuous line. High resistance external coating applied with a double layer of epoxy powders in accordance with the QUALICOAT standard. The first layer of epoxy powder gives chemical and mechanical resistance, the second finishing layer of polyester powder ensures resistance to UV rays and atmospheric agents. The painted surfaces are treated with alkaline and acidic washes, then rinsed with demineralized water, subjected to a chemical conversion treatment to protect against oxidation. Diffuser in extra clear transparent glass, screen-printed and glued to ensure a watertight seal. The installation of the product requires use of steel brackets, to be ordered separately. Luminaire provided with a length of approximately 1500 mm of outgoing neoprene cable on one side. On request it is possible to provide luminaires with loop-through connection for multiple installation with continuity of line.



Outgraze 35 L 900 mm

designed by FLOS Outdoor

Luminaire for outdoor use for installation on the wall or ceiling with LED light source. 48V power source not included. Driver for remote installation and installation brackets to be ordered separately. Dimmable PWM luminaires.

● F4246001	White
● F4246006	Grey
● F4246033	Anthracite
● F4246030	Black
● F4246018	Deep Brown

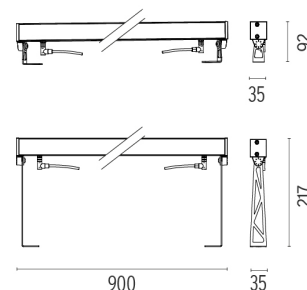
ELECTRICAL

Transformer type	Electronic
Transformer availability	Separate item
Transformer mounting	Remote
Emergency	Without
Voltage (V)	48

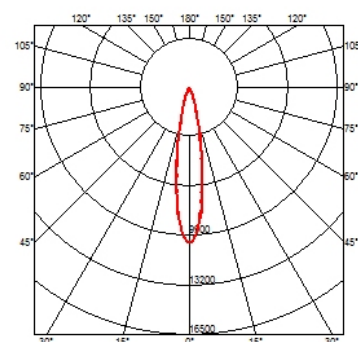
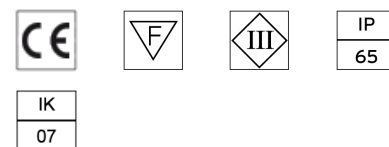
PHYSICAL

IK rating	07
Aiming	Fixed
Weight (kg)	2.32
Number of heads	1

DIMENSIONS



CERTIFICATIONS





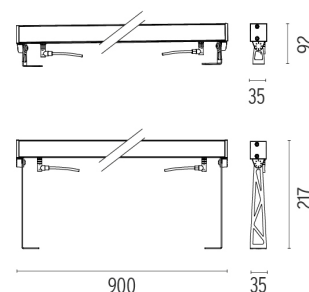
Outgraze 35 L 900 mm

designed by FLOS Outdoor

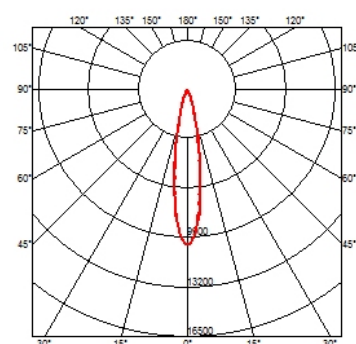
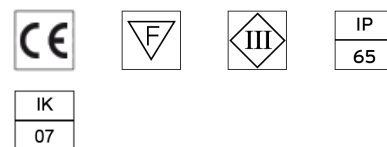
Luminaire for outdoor use for installation on the wall or ceiling with LED light source. 48V power source not included. Driver for remote installation and installation brackets to be ordered separately. Dimmable PWM luminaires.

- F4246001 White
- F4246006 Grey
- F4246033 Anthracite
- F4246030 Black
- F4246018 Deep Brown

DIMENSIONS



CERTIFICATIONS



Outgraze 35 L 900 mm .Accessories

Structural



- F1204001
- F1204006
- F1204033
- F1204030
- F1204018


One pair of long rods L 200 mm.

- F1203001
- F1203006
- F1203033
- F1203030
- F1203018

One pair of short rods L 80 mm.

Outgraze 35 L 900 mm .Accessories

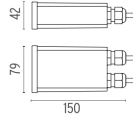
Power Supply



RF25746

Power supply 240W

Power supply 48V 240W / 110-240V single output DIN RAIL.



RF25753

Power supply 60W

Power supply 48V 60W / 110-240V IP67 Class I selv eq.



Outgraze 35 L 900 mm

designed by FLOS Outdoor

Luminaire for outdoor use for installation on the wall or ceiling with LED light source. 48V power source not included. Driver for remote installation and installation brackets to be ordered separately. Dimmable PWM luminaires.

- F4246001 White
- F4246006 Grey
- F4246033 Anthracite
- F4246030 Black
- F4246018 Deep Brown

Electrical



F1206000

3/4 way terminal block 3 poles IP68

7-12 mm cables

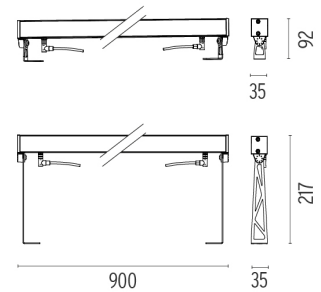


F990C00A000

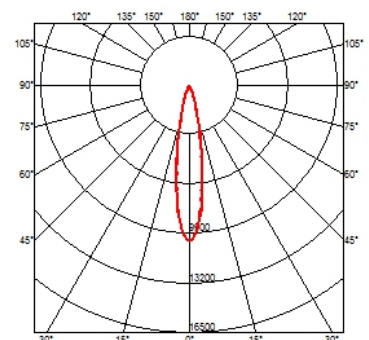
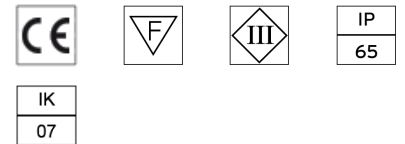
2 way terminal block 3 poles IP68

7-12 mm cables

DIMENSIONS



CERTIFICATIONS



Outgraze 35 L 900 mm . Lamps



Power LED

Lamp category:
LED

Socket:
Special base

Lamp type:
Power LED



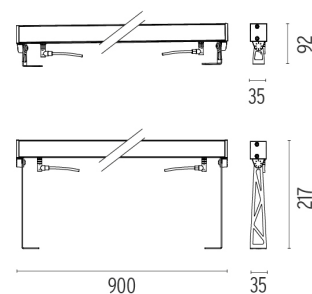
Outgraze 35 L 900 mm

designed by FLOS Outdoor

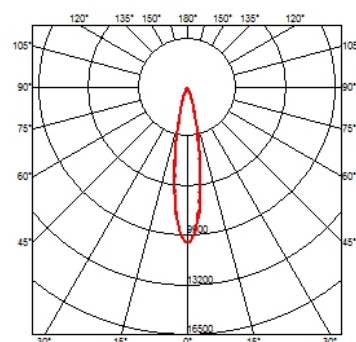
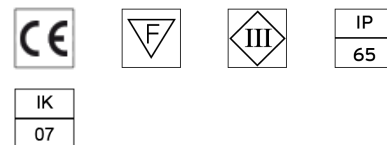
Luminaire for outdoor use for installation on the wall or ceiling with LED light source. 48V power source not included. Driver for remote installation and installation brackets to be ordered separately. Dimmable PWM luminaires.

- F4246001 White
- F4246006 Grey
- F4246033 Anthracite
- F4246030 Black
- F4246018 Deep Brown

DIMENSIONS



CERTIFICATIONS



OUTGRAZE 35 L 900 MM

Insulation class	Class III
Beam angle	17°
Mounting	Ceiling surface, Wall surface
Lamps description	Power Led: 23W - 1950 lm ≠ *FIXT 1448 lm - 3000K/CRI 80 - 48V (*FIXT lm = Medium Optic)
Environment	Indoor, Outdoor
Notes	We recommend using a connection system with a degree of protection greater than or equal to the degree of protection of the luminaire.

Technical description

Central body in extruded aluminum, end cap in die-cast aluminum. Optics made with constant pitch between the lenses to offer a homogeneous luminous flux even in case of multiple lamps installed in a continuous line. High resistance external coating applied with a double layer of epoxy powders in accordance with the QUALICOAT standard. The first layer of epoxy powder gives chemical and mechanical resistance, the second finishing layer of polyester powder ensures resistance to UV rays and atmospheric agents. The painted surfaces are treated with alkaline and acidic washes, then rinsed with demineralized water, subjected to a chemical conversion treatment to protect against oxidation. Diffuser in extra clear transparent glass, screen-printed and glued to ensure a watertight seal. The installation of the product requires use of steel brackets, to be ordered separately. Luminaire provided with a length of approximately 1500 mm of outgoing neoprene cable on one side. On request it is possible to provide luminaires with loop-through connection for multiple installation with continuity of line.



Outgraze 35 L 900 mm

designed by FLOS Outdoor

Luminaire for outdoor use for installation on the wall or ceiling with LED light source. 48V power source not included. Driver for remote installation and installation brackets to be ordered separately. Dimmable PWM luminaires.

● F4264001	White
● F4264006	Grey
● F4264033	Anthracite
● F4264030	Black
● F4264018	Deep Brown

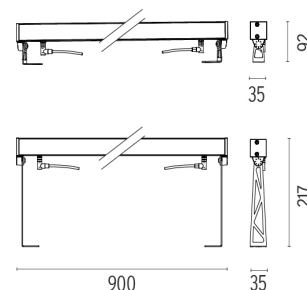
ELECTRICAL

Transformer type	Electronic
Transformer availability	Separate item
Transformer mounting	Remote
Emergency	Without
Voltage (V)	48

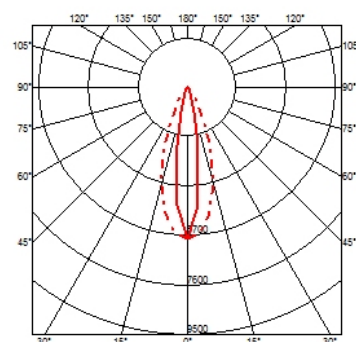
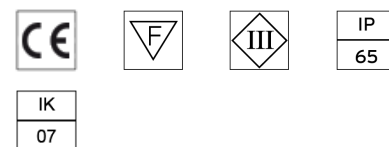
PHYSICAL

IK rating	07
Aiming	Fixed
Weight (kg)	2.32
Number of heads	1

DIMENSIONS



CERTIFICATIONS





Outgraze 35 L 900 mm designed by FLOS Outdoor

Luminaire for outdoor use for installation on the wall or ceiling with LED light source. 48V power source not included. Driver for remote installation and installation brackets to be ordered separately. Dimmable PWM luminaires.

- F4264001 White
- F4264006 Grey
- F4264033 Anthracite
- F4264030 Black
- F4264018 Deep Brown

Outgraze 35 L 900 mm .Accessories

Structural



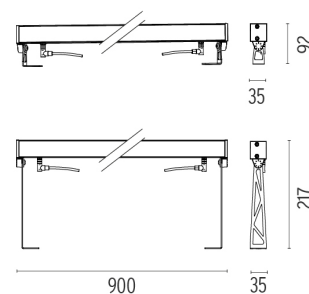
- F1204001
- F1204006
- F1204033
- F1204030
- F1204018

One pair of long rods L 200 mm.

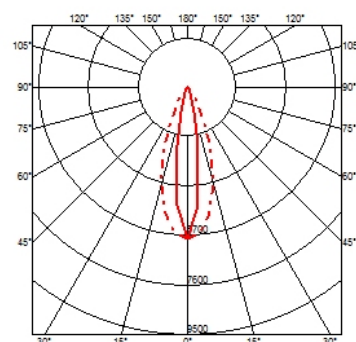
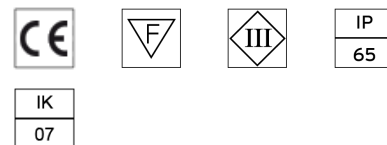
- F1203001
- F1203006
- F1203033
- F1203030
- F1203018

One pair of short rods L 80 mm.

DIMENSIONS




CERTIFICATIONS



Outgraze 35 L 900 mm .Accessories

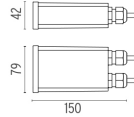
Power Supply



○ RF25746

Power supply 240W

Power supply 48V 240W /
110-240V single output DIN
RAIL.



○ RF25753

Power supply 60W

Power supply 48V 60W /
110-240V IP67 Class I selv
eq.



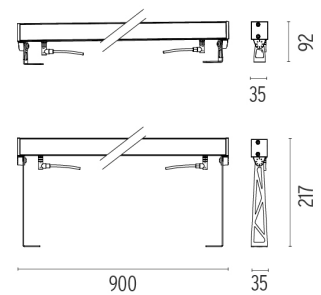
Outgraze 35 L 900 mm

designed by FLOS Outdoor

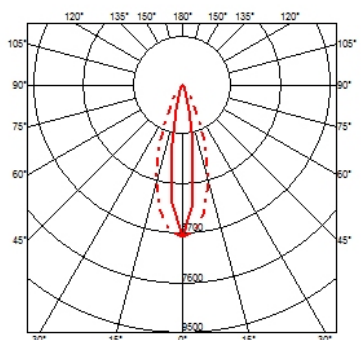
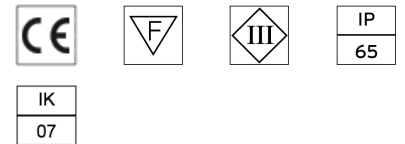
Luminaire for outdoor use for
installation on the wall or ceiling with
LED light source. 48V power source
not included. Driver for remote
installation and installation brackets to
be ordered separately. Dimmable
PWM luminaires.

- F4264001 White
- F4264006 Grey
- F4264033 Anthracite
- F4264030 Black
- F4264018 Deep Brown

DIMENSIONS



CERTIFICATIONS



Electrical



○ F1206000

3/4 way terminal block 3 poles IP68

7-12 mm cables



○ F990C00A000

2 way terminal block 3 poles IP68

7-12 mm cables

Outgraze 35 L 900 mm . Lamps



Power LED

Lamp category:
LED

Socket:
Special base

Lamp type:
Power LED



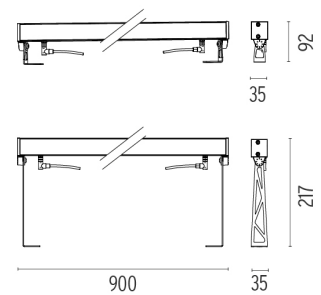
Outgraze 35 L 900 mm

designed by FLOS Outdoor

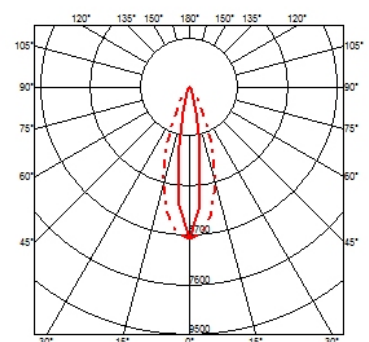
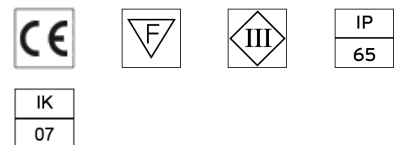
Luminaire for outdoor use for installation on the wall or ceiling with LED light source. 48V power source not included. Driver for remote installation and installation brackets to be ordered separately. Dimmable PWM luminaires.

- F4264001 White
- F4264006 Grey
- F4264033 Anthracite
- F4264030 Black
- F4264018 Deep Brown

DIMENSIONS



CERTIFICATIONS



OUTGRAZE 35 L 900 MM

Insulation class	Class III
Beam angle	62°
Mounting	Ceiling surface, Wall surface
Lamps description	Power Led: 23W - 1950 lm ≠ *FIXT 1448 lm - 3000K/CRI 80 - 48V (*FIXT lm = Medium Optic)
Environment	Indoor, Outdoor
Notes	We recommend using a connection system with a degree of protection greater than or equal to the degree of protection of the luminaire.

Technical description

Central body in extruded aluminum, end cap in die-cast aluminum. Optics made with constant pitch between the lenses to offer a homogeneous luminous flux even in case of multiple lamps installed in a continuous line. High resistance external coating applied with a double layer of epoxy powders in accordance with the QUALICOAT standard. The first layer of epoxy powder gives chemical and mechanical resistance, the second finishing layer of polyester powder ensures resistance to UV rays and atmospheric agents. The painted surfaces are treated with alkaline and acidic washes, then rinsed with demineralized water, subjected to a chemical conversion treatment to protect against oxidation. Diffuser in extra clear transparent glass, screen-printed and glued to ensure a watertight seal. The installation of the product requires use of steel brackets, to be ordered separately. Luminaire provided with a length of approximately 1500 mm of outgoing neoprene cable on one side. On request it is possible to provide luminaires with loop-through connection for multiple installation with continuity of line.



Outgraze 35 L 900 mm

designed by FLOS Outdoor

Luminaire for outdoor use for installation on the wall or ceiling with LED light source. 48V power source not included. Driver for remote installation and installation brackets to be ordered separately. Dimmable PWM luminaires.

● F4258001	White
● F4258006	Grey
● F4258033	Anthracite
● F4258030	Black
● F4258018	Deep Brown

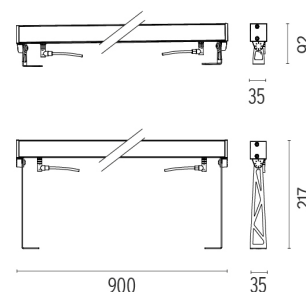
ELECTRICAL

Transformer type	Electronic
Transformer availability	Separate item
Transformer mounting	Remote
Emergency	Without
Voltage (V)	48

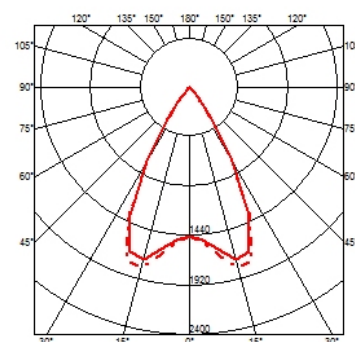
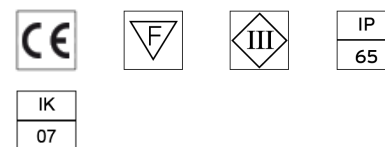
PHYSICAL

IK rating	07
Aiming	Fixed
Weight (kg)	2.32
Number of heads	1

DIMENSIONS



CERTIFICATIONS





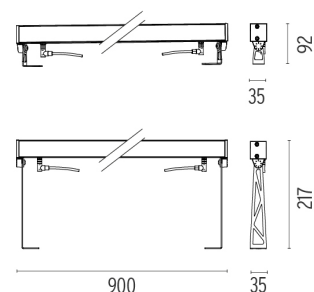
Outgraze 35 L 900 mm

designed by FLOS Outdoor

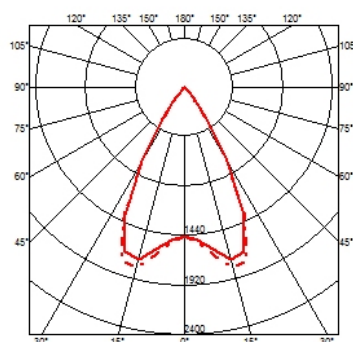
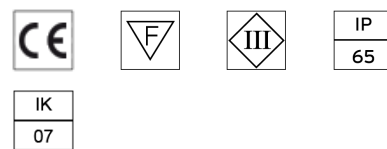
Luminaire for outdoor use for installation on the wall or ceiling with LED light source. 48V power source not included. Driver for remote installation and installation brackets to be ordered separately. Dimmable PWM luminaires.

- F4258001 White
- F4258006 Grey
- F4258033 Anthracite
- F4258030 Black
- F4258018 Deep Brown

DIMENSIONS



CERTIFICATIONS



Outgraze 35 L 900 mm .Accessories

Structural



- F1204001
- F1204006
- F1204033
- F1204030
- F1204018

One pair of long rods L 200 mm.

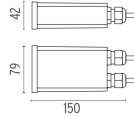

- F1203001
- F1203006
- F1203033
- F1203030
- F1203018

One pair of short rods L 80 mm.

FLOS

Outgraze 35 L 900 mm .Accessories

Power Supply



○ RF25746

Power supply 240W

Power supply 48V 240W /
110-240V single output DIN
RAIL.

○ RF25753

Power supply 60W

Power supply 48V 60W /
110-240V IP67 Class I selv
eq.



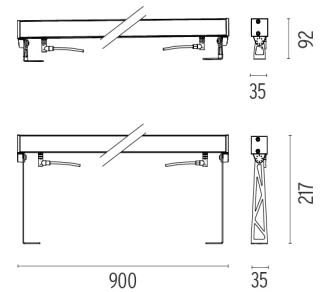
Outgraze 35 L 900 mm

designed by FLOS Outdoor

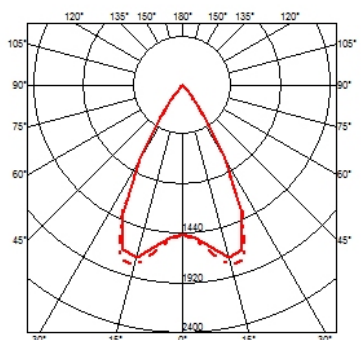
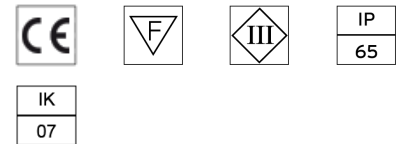
Luminaire for outdoor use for
installation on the wall or ceiling with
LED light source. 48V power source
not included. Driver for remote
installation and installation brackets to
be ordered separately. Dimmable
PWM luminaires.

- F4258001 White
- F4258006 Grey
- F4258033 Anthracite
- F4258030 Black
- F4258018 Deep Brown

DIMENSIONS



CERTIFICATIONS



Electrical



○ F1206000

3/4 way terminal block 3 poles IP68

7-12 mm cables

○ F990C00A000

2 way terminal block 3 poles IP68

7-12 mm cables

Outgraze 35 L 900 mm . Lamps



Power LED

Lamp category:
LED

Socket:
Special base

Lamp type:
Power LED



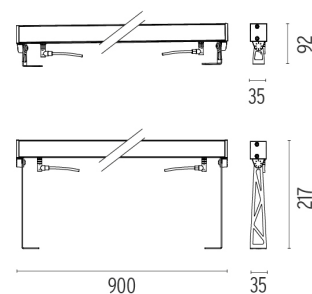
Outgraze 35 L 900 mm

designed by FLOS Outdoor

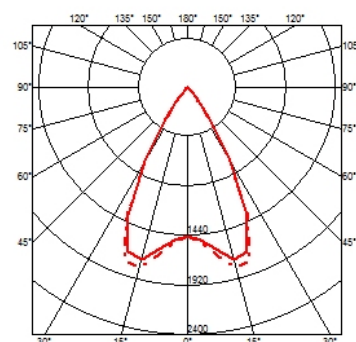
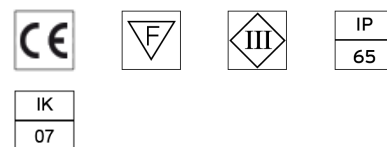
Luminaire for outdoor use for installation on the wall or ceiling with LED light source. 48V power source not included. Driver for remote installation and installation brackets to be ordered separately. Dimmable PWM luminaires.

- F4258001 White
- F4258006 Grey
- F4258033 Anthracite
- F4258030 Black
- F4258018 Deep Brown

DIMENSIONS



CERTIFICATIONS



OUTGRAZE 35 L 900 MM

Insulation class	Class III
Beam angle	31°
Mounting	Ceiling surface, Wall surface
Lamps description	Power Led: 23W - 1950 lm ≠ *FIXT 1448 lm - 3000K/CRI 80 - 48V (*FIXT lm = Medium Optic)
Environment	Indoor, Outdoor
Notes	We recommend using a connection system with a degree of protection greater than or equal to the degree of protection of the luminaire.

Technical description

Central body in extruded aluminum, end cap in die-cast aluminum. Optics made with constant pitch between the lenses to offer a homogeneous luminous flux even in case of multiple lamps installed in a continuous line. High resistance external coating applied with a double layer of epoxy powders in accordance with the QUALICOAT standard. The first layer of epoxy powder gives chemical and mechanical resistance, the second finishing layer of polyester powder ensures resistance to UV rays and atmospheric agents. The painted surfaces are treated with alkaline and acidic washes, then rinsed with demineralized water, subjected to a chemical conversion treatment to protect against oxidation. Diffuser in extra clear transparent glass, screen-printed and glued to ensure a watertight seal. The installation of the product requires use of steel brackets, to be ordered separately. Luminaire provided with a length of approximately 1500 mm of outgoing neoprene cable on one side. On request it is possible to provide luminaires with loop-through connection for multiple installation with continuity of line.



Outgraze 35 L 900 mm

designed by FLOS Outdoor

Luminaire for outdoor use for installation on the wall or ceiling with LED light source. 48V power source not included. Driver for remote installation and installation brackets to be ordered separately. Dimmable PWM luminaires.

● F4252001	White
● F4252006	Grey
● F4252033	Anthracite
● F4252030	Black
● F4252018	Deep Brown

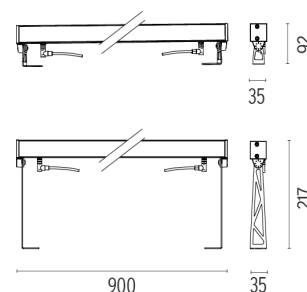
ELECTRICAL

Transformer type	Electronic
Transformer availability	Separate item
Transformer mounting	Remote
Emergency	Without
Voltage (V)	48

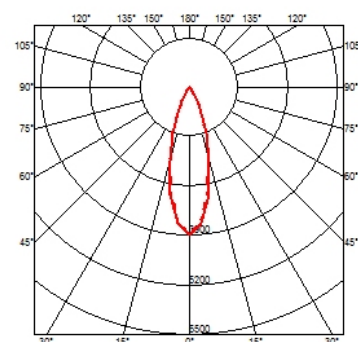
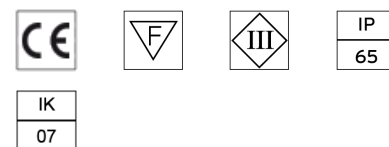
PHYSICAL

IK rating	07
Aiming	Fixed
Weight (kg)	2.32
Number of heads	1

DIMENSIONS



CERTIFICATIONS





Outgraze 35 L 900 mm

designed by FLOS Outdoor

Luminaire for outdoor use for installation on the wall or ceiling with LED light source. 48V power source not included. Driver for remote installation and installation brackets to be ordered separately. Dimmable PWM luminaires.

● F4252001	White
● F4252006	Grey
● F4252033	Anthracite
● F4252030	Black
● F4252018	Deep Brown

Outgraze 35 L 900 mm .Accessories

Structural



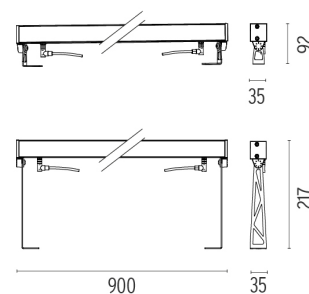
● F1204001
● F1204006
● F1204033
● F1204030
● F1204018

One pair of long rods L 200 mm.

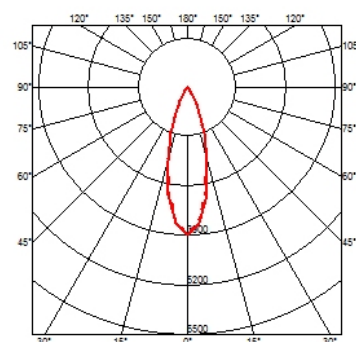
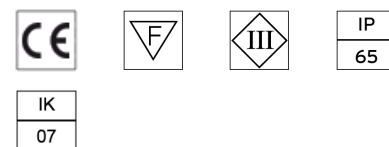
● F1203001
● F1203006
● F1203033
● F1203030
● F1203018

One pair of short rods L 80 mm.

DIMENSIONS

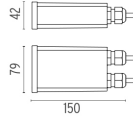



CERTIFICATIONS



Outgraze 35 L 900 mm .Accessories

Power Supply



○ RF25746

Power supply 240W

Power supply 48V 240W /
110-240V single output DIN
RAIL.

○ RF25753

Power supply 60W

Power supply 48V 60W /
110-240V IP67 Class I selv
eq.



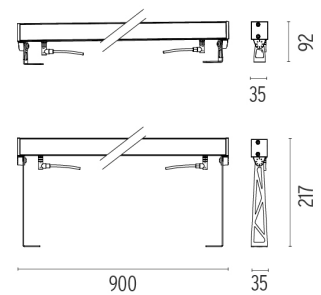
Outgraze 35 L 900 mm

designed by FLOS Outdoor

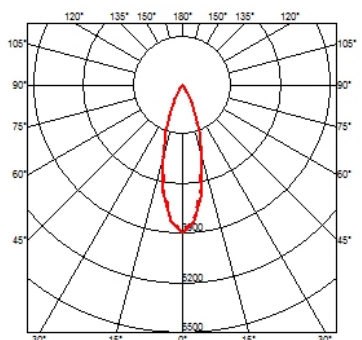
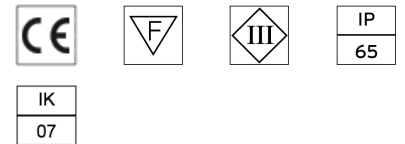
Luminaire for outdoor use for
installation on the wall or ceiling with
LED light source. 48V power source
not included. Driver for remote
installation and installation brackets to
be ordered separately. Dimmable
PWM luminaires.

- F4252001 White
- F4252006 Grey
- F4252033 Anthracite
- F4252030 Black
- F4252018 Deep Brown

DIMENSIONS



CERTIFICATIONS



Electrical



○ F1206000

3/4 way terminal block 3 poles IP68

7-12 mm cables

○ F990C00A000

2 way terminal block 3 poles IP68

7-12 mm cables

Outgraze 35 L 900 mm . Lamps



Power LED

Lamp category:
LED

Socket:
Special base






Lamp type:
Power LED



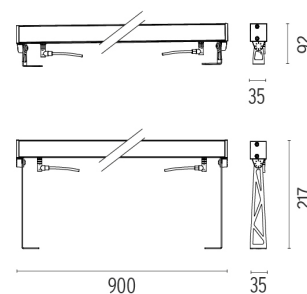
Outgraze 35 L 900 mm

designed by FLOS Outdoor

Luminaire for outdoor use for installation on the wall or ceiling with LED light source. 48V power source not included. Driver for remote installation and installation brackets to be ordered separately. Dimmable PWM luminaires.

	F4252001	White
	F4252006	Grey
	F4252033	Anthracite
	F4252030	Black
	F4252018	Deep Brown

DIMENSIONS



CERTIFICATIONS

