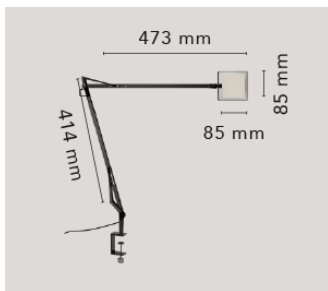


FLOS

Kelvin Edge Clamp







Kelvin Edge Clamp

by Antonio Citterio , 2015

Item Code	F34600
Mounting	Clamp
Environment	Indoor
Finish	White, Chrome, Black, Titanium
Weight	0,7kg.
Technical description	Adjustable table lamp providing direct light. Aluminium painted or chromed body, with die cast head, joints and forks, and extruded arms. Diffuser

in photoengraved polycarbonate and aluminate on the perimeter. Edge Lighting technology light source. Optical switch sensor placed on the head that provide 3-step dimming function and color temperature adjustment at 2700K or 3200K. Power cord length 150 cm. Plug-in power supply with interchangeable plugs.

Colors

-  F3460030 - Black
-  F3460009 - White
-  F3460033 - Titanium
-  F3460057 - Chrome

Light source

1 x EDGE LIGHTING 2700/3200K 300lm CRI90 7W

Electrical

Emergency

Without

Switching

Optical switch sensor placed on the head

Battery

No

Supply included

Yes

Physical

Construction Material

Aluminum

Weight (Kg)

0,7

Certificate



