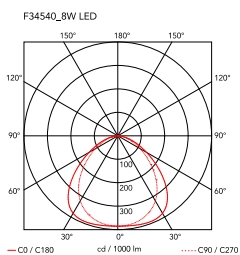
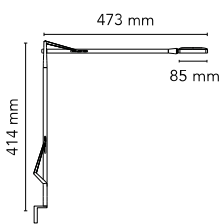







Kelvin Edge Wall support

by Antonio Citterio , 2015



Adjustable table lamp providing direct light. Aluminium painted or chromed body, with die cast head, joints and forks, and extruded arms. Diffuser in photoengraved polycarbonate and aluminate on the perimeter. Edge Lighting technology light source. Optical switch sensor placed on the head that provide 3-step dimming function and color temperature adjustment at 2700K or 3200K. Power cord length 150 cm. Plug-in power supply with interchangeable plugs.



| | |
|--------------------------------|--|
| Mounting | Wall arm |
| Environment | Indoor |
| Finish | White, Chrome, Black, Titanium |
| Weight | 0,6 Kg |
| Light sources available | 1 x EDGE LIGHTING 7W Dimmer K 2700/3200K CRI90 306lm |
| Emergency | Without |
| Switching | Optical switch sensor placed on the head |
| Voltage | 100-240/24V |
| Power | 7W |
| Battery | No |
| Supply included | Yes |
| Materials | Aluminum |
| Colors | <ul style="list-style-type: none"> ● F3454030 - Black ● F3454009 - White ● F3454033 - Titanium ● F3454057 - Chrome |
| Certificate |      |